




Private University
















No	Parameters	Marks	Weight
1	Academic Reputation	100	25
2	Graduate Outcome & Employability	100	25
3	Research Outcome (Volume, Income & Reputation)	100	20
4	Demand Ratio & Student Profile	100	5
5	Employer Reputation & International Outlook	100	5
6	Wellbeing and Institutional Development	100	5
7	Peer Perception and Alumni Feedback	100	5
8	Public Perception & Data Verification	100	10







3.0	Graduate Outcomes & Employability	100 Marks
3.1	Placement Performance	70 Marks
3.1.1	UG (3 years Program(s)), Placements & Higher Studies for last 2 years	










	Academic Year	Total Intakes	Total No. of Students Appeared for Placement	Total No. of Students Placed	% of Students Placed	Median Salary (LPA)	Highest Salary (LPA)	No. of Students gone for Higher Studies
	2024-2025	178	37	37	100.00	2.80	3.45	88
	2023-2024	128	25	25	100.00	2.20	2.80	71
3.1.2	UG (4 years Program(s)), Placements & Higher Studies for last 2 years							
	Academic Year	Total Intakes	Total No. of Students Appeared for Placement	Total No. of Students Placed	% of Students Placed	Median Salary (LPA)	Highest Salary (LPA)	No. of Students gone for Higher Studies
	2024-2025	105	43	34	79.10	3.20	7.20	42
	2023-2024	79	26	20	76.92	3.10	7.00	16
3.1.3	UG (5 years Program(s)), Placements & Higher Studies for last 2 years							
	Academic Year	Total Intakes	Total No. of Students Appeared for Placement	Total No. of Students Placed	% of Students Placed	Median Salary (LPA)	Highest Salary (LPA)	No. of Students gone for Higher Studies
	2024-2025	19	10	10	100	3.00	3.50	9
	2023-2024	9	4	4	100	2.50	3.20	5
3.1.4	PG (1 year Program(s)), Placements & Higher Studies for last 2 years							
	Academic Year	Total Intakes	Total No. of Students	Total No. of Students Placed	% of Students Placed	Median Salary (LPA)	Highest Salary (LPA)	No. of Students gone

			Appeared for Placement					for Higher Studies	
	2024-2025	30	27	27	100	3.00	3.50	3	
	2023-2024	23	18	18	100	2.80	3.20	5	
3.1.5	PG (2 years Program(s)), Placements & Higher Studies for last 2 years								
	Academic Year	Total Intakes	Total No. of Students Appeared for Placement	Total No. of Students Placed	% of Students Placed	Median Salary (LPA)	Highest Salary (LPA)	No. of Students gone for Higher Studies	
	2024-2025	153	43	34	79.10	3.00	3.50	36	
	2023-2024	182	54	43	79.63	1.91	2.16	27	
3.1.6	Total No. of Companies visited (Having a turnover of 500 Cr. and above)					<input checked="" type="checkbox"/> Mark			
3.1.6.A	More than 20					<input checked="" type="checkbox"/>	 Attach Annexure 3.1.6.A View PDF		
3.1.6.B	Less than 20					<input type="checkbox"/>	 Attach Annexure 3.1.6.B		
3.1.6.C	Nil					<input type="checkbox"/>	 Attach Annexure 3.1.6.C		

3.1.7	Total No. of Companies visited (Having a turnover of Less than 500 Cr)	<input checked="" type="checkbox"/> Mark	
3.1.7.A	More than 100	<input type="checkbox"/>	 Attach Annexure 3.1.7.A
3.1.7.B	Less than 50	<input checked="" type="checkbox"/>	 Attach Annexure 3.1.7.B View PDF
3.1.7.C	Nil	<input type="checkbox"/>	 Attach Annexure 3.1.7.C
3.1.8	Total No. of Companies visited (Having a turnover of Less than 100 Cr)	<input checked="" type="checkbox"/> Mark	
3.1.8.A	More than 100	<input type="checkbox"/>	 Attach Annexure 3.1.8.A
3.1.8.B	Less than 50	<input checked="" type="checkbox"/>	 Attach Annexure 3.1.8.B View PDF
3.1.8.C	Nil	<input type="checkbox"/>	 Attach Annexure 3.1.8.C
3.1.9	Avg. ROI % = $\frac{\text{Return} - \text{Total Investment}}{\text{Total Investment}} \times 100$	<input checked="" type="checkbox"/> Mark	

3.1.9.A	More than 90%	<input checked="" type="checkbox"/>	<div style="border: 1px solid #ccc; border-radius: 5px; padding: 5px; display: inline-block;">  Attach Annexure 3.1.9.A </div> View PDF
3.1.9.B	Between 70% to 90%	<input type="checkbox"/>	<div style="border: 1px solid #ccc; border-radius: 5px; padding: 5px; display: inline-block;">  Attach Annexure 3.1.9.B </div>
3.1.9.C	Less than 70%	<input type="checkbox"/>	<div style="border: 1px solid #ccc; border-radius: 5px; padding: 5px; display: inline-block;">  Attach Annexure 3.1.9.C </div>
3.2	Entrepreneurship Outcome		10 Marks
3.2.1	Percentage of Students who opt for Startups / Family Business	<input checked="" type="checkbox"/> Mark	
3.2.1.A	More than 30%	<input checked="" type="checkbox"/>	<div style="border: 1px solid #ccc; border-radius: 5px; padding: 5px; display: inline-block;">  Attach Annexure 3.2.1.A </div> View PDF
3.2.1.B	21% to 30%	<input type="checkbox"/>	<div style="border: 1px solid #ccc; border-radius: 5px; padding: 5px; display: inline-block;">  Attach Annexure 3.2.1.B </div>
3.2.1.C	11% to 20%	<input type="checkbox"/>	<div style="border: 1px solid #ccc; border-radius: 5px; padding: 5px; display: inline-block;">  Attach Annexure 3.2.1.C </div>
3.2.1.D	upto 10%	<input type="checkbox"/>	<div style="border: 1px solid #ccc; border-radius: 5px; padding: 5px; display: inline-block;">  Attach Annexure 3.2.1.D </div>
3.2.1.E			

	Nil	<input type="checkbox"/>	 Attach Annexure 3.2.1.E
3.3	Industry Engagement		10 Marks
3.3.1	Guest Lectures Invited	<input checked="" type="checkbox"/> Mark	
3.3.3.A	More than 100 Nos	<input checked="" type="checkbox"/>	 Attach Annexure 3.3.3.A View PDF
3.3.3.B	Less than 100 Nos	<input type="checkbox"/>	 Attach Annexure 3.3.3.B
3.3.2	Practical Training program / Internship	<input checked="" type="checkbox"/> Mark	
3.3.3.A	Yes	<input checked="" type="checkbox"/>	 Attach Annexure 3.3.3.A View PDF
3.3.3.B	No	<input type="checkbox"/>	 Attach Annexure 3.3.3.B
3.3.3	Career Advancement Program with Industry	<input checked="" type="checkbox"/> Mark	
3.3.4.A	Yes	<input checked="" type="checkbox"/>	 Attach Annexure 3.3.4.A View PDF

3.3.4.B	No	<input type="checkbox"/>	 Attach Annexure 3.3.4.B
3.4	Doctoral Students Graduated	<input checked="" type="checkbox"/> Mark	10 Marks
3.4.1	More than 50	<input type="checkbox"/>	 Attach Annexure 3.4.1
3.4.2	26 to 50	<input checked="" type="checkbox"/>	 Attach Annexure 3.4.2 View PDF
3.4.3	11 to 25	<input type="checkbox"/>	 Attach Annexure 3.4.3
3.4.4	6 to 10	<input type="checkbox"/>	 Attach Annexure 3.4.4
3.4.5	Upto 5	<input type="checkbox"/>	 Attach Annexure 3.4.5
3.4.6	NIL	<input type="checkbox"/>	 Attach Annexure 3.4.6
Download Page			
<div style="display: flex; justify-content: space-between; align-items: center;"> Previous <div style="display: flex; gap: 5px;"> <div style="border: 1px solid gray; border-radius: 50%; width: 25px; height: 25px; display: flex; align-items: center; justify-content: center;">1</div> <div style="border: 1px solid gray; border-radius: 50%; width: 25px; height: 25px; display: flex; align-items: center; justify-content: center;">2</div> <div style="border: 1px solid gray; border-radius: 50%; width: 25px; height: 25px; display: flex; align-items: center; justify-content: center;">3</div> <div style="border: 1px solid gray; border-radius: 50%; width: 25px; height: 25px; display: flex; align-items: center; justify-content: center;">4</div> <div style="border: 1px solid gray; border-radius: 50%; width: 25px; height: 25px; display: flex; align-items: center; justify-content: center;">5</div> <div style="border: 1px solid gray; border-radius: 50%; width: 25px; height: 25px; display: flex; align-items: center; justify-content: center;">6</div> </div> <div style="display: flex; gap: 20px;">  Edit Form  Clear Page Save </div> </div>			
<div style="display: flex; justify-content: center; gap: 10px;"> <div style="border: 1px solid gray; border-radius: 50%; width: 25px; height: 25px; display: flex; align-items: center; justify-content: center;">7</div> </div>			

Save & Continue